


Assembling the Pookie

Here are all the bits.
Assembly is not complicated



Glue the wheels onto the front and rear axles



Make sure the recessed side is facing out



Place one set of mud flaps over the front axle connector.



Glue the mud flaps to the bar and then glue the front and rear axles to the cabin.


Assembling the Pookie




Glue the mud flap as shown and then glue the assembly to the rear axle.




Attach the boom with thread. The boom should not touch the ground.



Glue the steering column and gas line as shown.



Glue on rear shield A, mirrors B & D and windscreen C.



Glue on the top of the driver's compartment. **You're Done!**