



Step #1




The pieces without the crew.

Step #2




The peg in **C** goes into the hole in **A**. If you do not glue it the gun will rotate

Step #3




The pegs on the gun barrel **B** correspond to holes in **C** and **D**. Glue the flat bottom of **D** onto **C**.

Step #4




Glue the sighting support **F** bridging the gun barrel.

Step #5



Glue on the shield **I** and you're done.

Step 6



The wheels are placed on the ground when the gun is deployed. If building the gun unmanned glue **G** the chair back to the chair and **H** the control rod in place.